











PACIFIC OCEAN

# NIUE



key

-  MAIN ROAD
-  BUSH ROAD (suitable for mountain biking)
-  SEA TRACK
-  BIKE TRACK
-  INFORMATION CENTRE
-  AIRPORT
-  RESTAURANT/CAFE
-  BATHROOMS
-  SWIMMING
-  SCENIC SITE
-  BIKE TRACK
-  PICNIC AREA
-  POLICE
-  GOLF AND BOWLS
-  PUBLIC TELEPHONE
-  CHURCH
-  HISTORIC PLACE
-  TOWN
-  HOSPITAL



[www.niueisland.com](http://www.niueisland.com)

This map is accurate at time of printing and subject to change

# ALOFI TOWN CENTRE



key

- MAIN ROAD
- BUSH ROAD (suitable for mountain biking)
- INFORMATION CENTRE
- BAR
- PICNIC AREA
- POLICE
- BATHROOMS

## RESTAURANTS & CAFES

- 1** FANA CAFÉ
- 2** R'LINA'S RESTAURANT
- 3** VAIOLAMA CAFÉ
- 4** FUSION FLAVA'S
- 5** KAIKA GOURMET CUISINE
- 6** LITTLE ROCK TAKEAWAY
- 7** MANUIZ, KENDRA'S KIDS
- 8** JENNA'S RESTAURANT
- 9** CRAZY UGA CAFÉ
- 10** KATUALI COFFEE HOUSE
- 11** VANILLA CAFÉ BAR & RESTAURANT
- 12** BUK BUK CHICKEN
- 13** TALO'S RESTAURANT

## ACCOMMODATION PROVIDERS

- A** VINNIE'S GUEST HOUSE
- B** PETITE HATAVA
- C** RESTORATION REEF
- D** ALIUTU GUESTHOUSE
- E** TALOA HEIGHTS
- F** PELENI'S GUESTHOUSE
- G** TUAGA LODGE
- H** HELENI JESSOP - FATAHEGA LODGE
- I** LILI'S HIDEAWAY
- J** JOEMA'S PLACE
- K** STONE VILLAS
- L** KOLOLI'S MOTEL
- M** TUKUITONGA GUESTHOUSE
- N** YOLOS
- O** LUTA ALIUTU

This map is accurate at time of printing and subject to change

## EMERGENCY PROCEDURES

**CYCLONE:** In the event of cyclone activity you will be advised by way of an early alert warning. Follow all instructions from radio, police, your accommodation managers or Disaster Management teams. In the midst of a cyclone remain indoors and monitor the radio.

**TSUNAMI:** If you feel an earthquake get off the reef and get to higher ground immediately, do not wait for a siren. If you hear on radio or TV that a tsunami may be coming stay off the reef, listen to the radio and follow all instructions. Follow evacuation signs and stay on high ground until police say it is safe to go back.

## VISITOR INFORMATION CENTRE

Alofi Town Centre  
Open: Monday – Friday 8am-4pm,  
Saturday 9am-12pm  
Ph: 4224 or email: info.center@gov.nu

## NIUE FOOU HOSPITAL

Located at Kaimiti, Alofi.  
Clinic hours: Monday – Thursday 8am-4pm,  
Friday – Sunday & Public Holidays 9-10am & 7-8pm  
Ph: 4100 **FOR ALL EMERGENCIES PHONE: 999**  
Charges for health services will apply to all visitors. Please settle your account at reception after your appointment.

## NIUE POLICE

Open: Monday – Thursday 8am-4pm  
Ph: 4333 **FOR ALL EMERGENCIES PHONE: 999**

## TRAFFIC

- Speed limit is 40km within village areas and 60km open road - do not exceed speed limits
- Safety belts are strongly recommended at all times
- Remember to always drive on the left-hand side of the road
- Helmets on motorbikes are **COMPULSORY AT ALL TIMES**, for cyclists helmets are recommended. Ride single file and a light is compulsory at night.
- Obtain a Niue Driver's License from the Niue Police Department
- Niue blood alcohol limits: 0.35mcg breath, 0.80mcg blood
- **NO PARKING** on the yellow lines in the main road of Alofi and the Government building car park
- No 'U' Turn at any intersections

## DRIVING DISTANCE/TIMES

|                          |                  |                                   |
|--------------------------|------------------|-----------------------------------|
| Alofi-Namukulu           | ..... 15 minutes | ..... 10km                        |
| Namukulu - Liku          | ..... 25 minutes | ..... 20km                        |
| Liku - Togo Chasm        | ..... 10 minutes | ..... 6.5km                       |
| Togo Chasm - Avatele     | ..... 15 minutes | ..... 12km                        |
| Avatele - Matavai Resort | ..... 5 minutes  | ..... 2km                         |
| Matavai Resort - Alofi   | ..... 15 minutes | ..... 10km (8km via the top road) |
| Alofi - Lakepa           | ..... 30 minutes | ..... 14.5km (cross island road)  |
| Alofi - Liku             | ..... 30 minutes | ..... 15km (cross island road)    |